

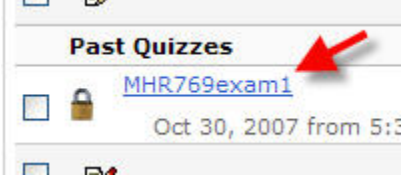
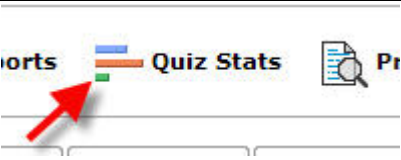

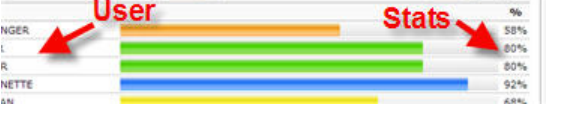

Carmen How-To

How to Review Quiz Statistics

Brought to you by: Educational Technologies, Online Learning Support Unit



This guide will show you how to review quiz stats for Quizzes in your Carmen Course

| | | | | | | | | | | | | | | | | |
|--|--|---|--|-------------|---|--|-----------|---|--|------------|---|--|-----------|---|--|----------|
| <p>Once you have selected Quizzes in your course, select the Quiz you want to review stats for.</p> |  | | | | | | | | | | | | | | | |
| <p>Then when you get on the <u>Edit Quiz page</u>, select Quiz Stats</p> |  | | | | | | | | | | | | | | | |
| <p>You have three different tabs to select what type stats you review: User Stats Question Stats Question Details</p> |  | | | | | | | | | | | | | | | |
| <p>User Stats displays the statistics for each user</p> |  | | | | | | | | | | | | | | | |
| <p>Question Stats show statistics for each question in your quiz</p> |  | | | | | | | | | | | | | | | |
| <p>Question Details shows a break down of how students answered a question (see below)</p> | | | | | | | | | | | | | | | | |
| <div style="border: 1px solid black; padding: 5px;"> <p>Question 3 Difficulty: 1 Average Grade: 1 / 2 (50%)</p> <p>As discussed in class, which of the following is the correct order in which to address the components of the Galbraith Star model of strategy implementation?</p> <table style="width: 100%; border-collapse: collapse;"> <tr> <td style="padding: 2px;">Strategy; Systems & Processes; Metrics & Rewards; Structure; People</td> <td style="text-align: center; padding: 2px;"></td> <td style="text-align: right; padding: 2px;">11 (23.91%)</td> </tr> <tr> <td style="padding: 2px;">People; Strategy; Systems & Processes; Structure; Metrics & Rewards</td> <td style="text-align: center; padding: 2px;"></td> <td style="text-align: right; padding: 2px;">1 (2.17%)</td> </tr> <tr> <td style="padding: 2px;">Strategy; Structure; Systems & Processes; People; Metrics & Rewards</td> <td style="text-align: center; padding: 2px;"></td> <td style="text-align: right; padding: 2px;">8 (17.39%)</td> </tr> <tr> <td style="padding: 2px;">Strategy; People; Metrics & Rewards; Systems & Processes; Structure</td> <td style="text-align: center; padding: 2px;"></td> <td style="text-align: right; padding: 2px;">3 (6.52%)</td> </tr> <tr> <td style="padding: 2px;">none of the above are the correct order</td> <td style="text-align: center; padding: 2px;"></td> <td style="text-align: right; padding: 2px;">23 (50%)</td> </tr> </table> </div> | | Strategy; Systems & Processes; Metrics & Rewards; Structure; People | | 11 (23.91%) | People; Strategy; Systems & Processes; Structure; Metrics & Rewards | | 1 (2.17%) | Strategy; Structure; Systems & Processes; People; Metrics & Rewards | | 8 (17.39%) | Strategy; People; Metrics & Rewards; Systems & Processes; Structure | | 3 (6.52%) | none of the above are the correct order | | 23 (50%) |
| Strategy; Systems & Processes; Metrics & Rewards; Structure; People | | 11 (23.91%) | | | | | | | | | | | | | | |
| People; Strategy; Systems & Processes; Structure; Metrics & Rewards | | 1 (2.17%) | | | | | | | | | | | | | | |
| Strategy; Structure; Systems & Processes; People; Metrics & Rewards | | 8 (17.39%) | | | | | | | | | | | | | | |
| Strategy; People; Metrics & Rewards; Systems & Processes; Structure | | 3 (6.52%) | | | | | | | | | | | | | | |
| none of the above are the correct order | | 23 (50%) | | | | | | | | | | | | | | |