
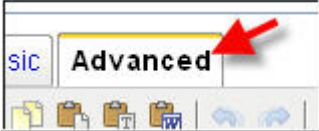

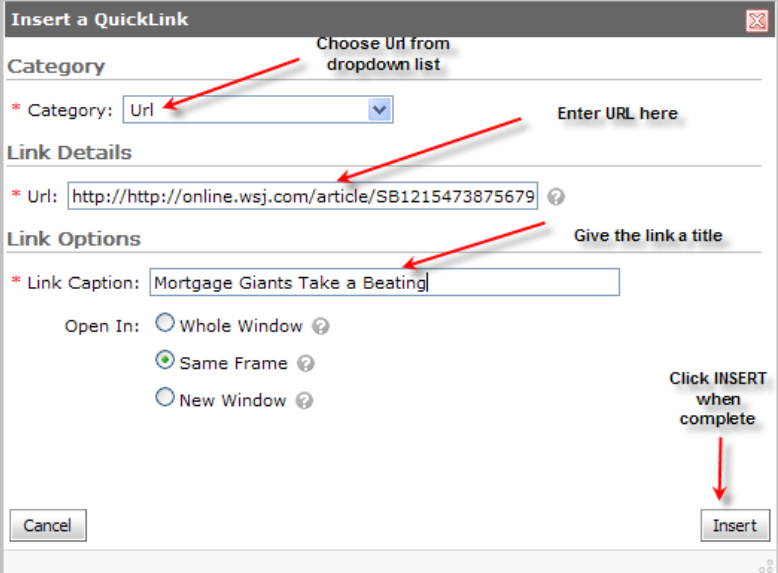


Carmen How-To Create a News Item

Brought to you by: Educational Technologies, Online Learning Support Unit



<p>From course home click on the plus sign under the News heading.</p>	
<p>Enter Headline and Content for news item. For advanced formatting, select the Advanced tab</p>	<p>e.g “Welcome to ACCT 101”</p> 
<p>If you want to add a web address, click the Insert QuickLink icon on the Advanced toolbar.</p>	
<p>In Insert a QuickLink window choose URL from the category dropdown list, enter desired website in link details, and create a link caption. Once complete, click Insert.</p>	
<p>Click Save. You will receive a message indicating the News Item has been successfully saved.</p>	